

## EVGA GTX1080 Ti FTW3 GAMING GPU Water Block

BS-EV1080T-PA




Remove all screws on the backboard of the video card (note the red mark) ①




Remove the red position screw (4 altogether)

①-②




Clean up and repply thermal grease

②



In the water block floor with good thermal grease

③



Installation drawing red position screw

④



installation is complete

⑤